

Welcome!

... from the idea to the finished product ...

As you can already see on the front page, you purchase from us quality and receive 100% originals.

In this flyer you will find an extract on our various product-range.

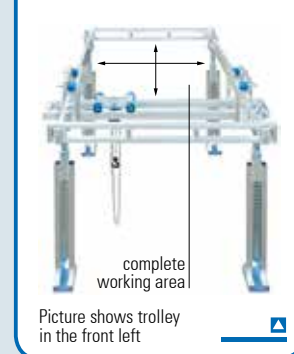
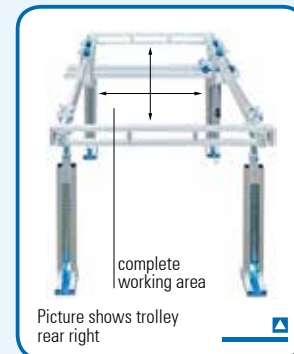

Enjoy having a look – your team from

Surely we did arouse your interest.

We will be pleased to send you our catalogue.


Please just contact us via

- ▲ Phone: +49 7541 60404-0
- ▲ Fax: +49 7541 60404-20
- ▲ Email: mail@schilling-fn.de



## Special Gantry Crane

- ▲ Extremely mobile, flexible and free-standing Crane System.
- ▲ With the trolley it is possible to reach all positions within the working area.
- ▲ Height adjustable.
- ▲ Length and width adjustable.
- ▲ Necessitates a highly complex construction.
- ▲ The components are nonetheless, despite the versatility and possibilities provided by the Crane, easily assembled and disassembled.



- Combination of:
- ▲ Foot (1)
  - ▲ Lateral extension beam (2)
  - ▲ Integrated cantilever (3)



With the possibility that the load can be:

- ▲ Lifted
- ▲ Lowered
- ▲ With the chain drive, moved along the total length of the cantilever.

## Special Gantry Crane


In addition:

- ▲ The system is individually height adjustable.
- ▲ The lateral extension beam can be moved along the length of the cantilever.

## Aluminium/Steel Slewing Crane



- ▲ Mobile Aluminium/Steel Slewing Crane, which can be broken down into three pieces, is also equipped with a fixing bracket.
- ▲ The boom arm rotates through 360°.



## Aluminium Gantry Crane – single beam

- with collapsible lateral stands
- incl. park-break-trolley
- incl. integrated horizontal adjuster



### Available in three heights and different beam lengths:

- small - suspension point at the bolt of the trolley 1,260 to 2,360 mm
- medium - suspension point at the bolt of the trolley 1,740 to 2,990 mm
- high - suspension point at the bolt of the trolley 2,320 to 4,020 mm
- load capacity 1,000 kg up to beam length 8,000 mm
- load capacity 1,500 kg up to beam length 6,000 mm



- with collapsible lateral stands
- incl. top-mounted park-break-trolley
- incl. integrated horizontal adjuster
- incl. beam mountings

## Aluminium Gantry Crane – double beam

### Available in three heights and different beam lengths:

- small - suspension point at the bolt of the trolley 1,730 to 2,830 mm
- medium - suspension point at the bolt of the trolley 2,150 to 3,570 mm
- high - suspension point at the bolt of the trolley 2,650 to 4,350 mm
- load capacity 1,000 kg and 1,500 kg up to beam length 8,000 mm

### Available in different beam lengths:

- 2,000 kg - suspension point at the bolt of the trolley 2,640 to 3,790 mm
- 3,000 kg - suspension point at the bolt of the trolley 2,640 to 3,790 mm
- load capacity 2,000 kg up to beam length 8,000 mm
- load capacity 3,000 kg up to beam length 6,000 mm



## Aluminium Gantry Crane – movable under load – single beam

- with collapsible lateral stands
- incl. park-break-trolley
- incl. integrated horizontal adjuster
- with 4 steel casters  
heavy-duty polyurethane lining  
with integrated castor and live ring brake



### Available in three heights and different beam lengths:

- small - suspension point at the bolt of the trolley 1,730 to 2,130 mm
- medium - suspension point at the bolt of the trolley 2,170 to 3,020 mm
- high - suspension point at the bolt of the trolley 2,500 to 3,800 mm
- load capacity 1,000 kg and 1,500 kg up to beam length 4,000 mm



- with collapsible lateral stands
- incl. top-mounted park-break-trolley
- incl. integrated horizontal adjuster
- incl. beam mountings
- with 4 steel casters  
heavy-duty polyurethane lining  
with integrated castor and live ring brake

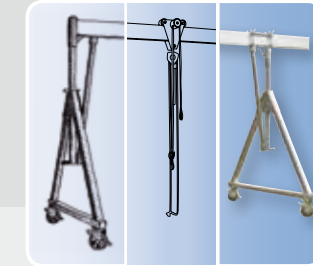
## Aluminium Gantry Crane – movable under load – double beam

### Available in three heights and different beam lengths:

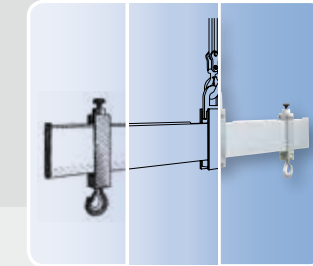
- small - suspension point at the bolt of the trolley 2,060 to 2,460 mm
- small - suspension point at the bolt of the trolley 2,120 to 2,470 mm (2t and 3t)
- medium - suspension point at the bolt of the trolley 2,500 to 3,350 mm
- medium - suspension point at the bolt of the trolley 2,620 to 3,370 mm (2t and 3t)
- high - suspension point at the bolt of the trolley 2,830 to 4,130 mm
- high - suspension point at the bolt of the trolley 3,030 to 4,180 mm (2t and 3t)
- load capacity 1,000 kg, 1,500 kg, 2,000 kg up to beam length 8,000 mm
- load capacity 3,000 kg up to beam length 6,000 mm



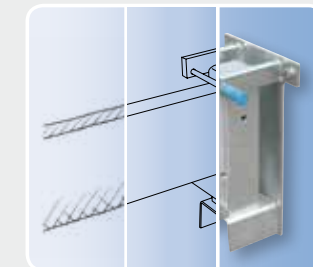
### Aluminium Gantry Cranes



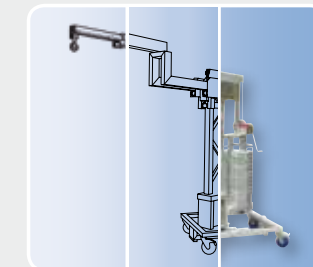
### Various Lifting Equipment



### Accessories



### Custom-Made Equipment



**SCHILLING**

SCHILLING Gerätebau e.K.  
Ernst-Zimmermann-Strasse 9-11  
88045 Friedrichshafen  
Germany  
Phone: +49 7541 60404-0  
Fax: +49 7541 60404-20  
E-mail: mail@schilling-fn.de  
[www.schilling-fn.de](http://www.schilling-fn.de)

